


POZNAN AGGLOMERATION IN NUMBERS - 2019



CONTENTS

PART 1



DEMOGRAPHY - TOTAL POPULATION, POPULATION BY SEX, NET MIGRATION RATE, AGEING RATIO, POPULATION BY ECONOMIC AGE GROUPS, PROJECTED AGEING RATIO, POPULATION GROWTH RATE, PROJECTED POPULATION BY ECONOMIC AGE GROUPS 2020-2050.

PART 2



ECONOMY - NUMBER OF NATIONAL ECONOMY ENTITIES, NEW-REGISTERED NATIONAL ECONOMY ENTITIES, UNREGISTERED NATIONAL ECONOMY ENTITIES, COMMUNES' BUDGET EXPENDITURES PER CAPITA, NUMBER OF EMPLOYERS PER 100 PERSONS OF WORKING-AGE.

PART 3



LABOUR MARKET - TOTAL REGISTERED UNEMPLOYMENT RATE, REGISTERED UNEMPLOYED PERSONS, SHARE OF REGISTERED UNEMPLOYED PERSONS IN THE POPULATION IN THE WORKING AGE, REGISTERED UNEMPLOYED PERSONS BY SEX, REGISTERED UNEMPLOYED PERSONS BY AGE, TOTAL ACTIVITY RATE, ACTIVITY RATE BY WORKING-AGE POPULATION, ACTIVITY RATE BY SEX, ACTIVITY RATE BY WORKING-AGE AND SEX, OUTFLOW INTO EMPLOYMENT, UNEMPLOYED PERSONS BY EDUCATIONAL ATTAINMENT LEVEL

PART 4



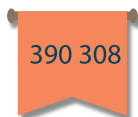
EDUCATION - NUMBER OF POST-SECONDARY SCHOOLS, PUPILS ENROLLED IN POST-SECONDARY EDUCATION, THE MOST POPULAR PROFESSIONS CHOSEN BY PUPILS IN UPPER-SECONDARY VOCATIONAL SCHOOL, THE MOST POPULAR PROFESSIONS CHOSEN BY PUPILS IN BASIC VOCATIONAL SCHOOLS, NUMBER OF UNIVERSITIES, NUMBER OF STUDENTS, THE MOST POPULAR FACULTIES CHOSEN BY STUDENTS BY THE NUMBER OF CANDIDATES PER ONE PLACE.

DEMOGRAPHY




TOTAL POPULATION*

as of 31st December 2018



POZNAŃ DISTRICT



THE CITY OF POZNAŃ

POPULATION BY SEX*

as of 31st December 2018



POZNAŃ DISTRICT




THE CITY OF POZNAŃ

NET MIGRATION RATE*


as of 31st December 2018

the difference of immigrants and emigrants of an area in a period of time.

Positive values represent more people entering the region, while negative more people leaving the region.



POZNAŃ DISTRICT



THE CITY OF POZNAŃ

AGEING RATIO*

as of 31st December 2018

the quotient of old-age persons and young people (0-14 years) of an area in a period of time.

The higher the ratio, the older the society, because there are more old-age persons per young people.

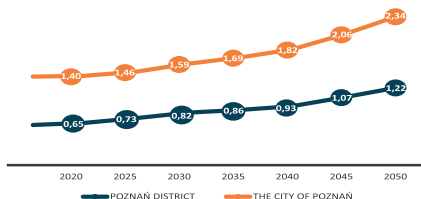


POZNAŃ DISTRICT



THE CITY OF POZNAŃ

PROJECTED AGEING RATIO*




POPULATION BY ECONOMIC AGE GROUPS*

as of 31st December 2018



POZNAŃ DISTRICT



THE CITY OF POZNAŃ

● PRE-WORKING AGE

● WORKING AGE

● POST-WORKING AGE

POPULATION GROWTH RATIO*

as of 31st December 2017

the difference of births and deaths of an area in a period of time.

Positive values represent population is increasing, while negative population is decreasing.

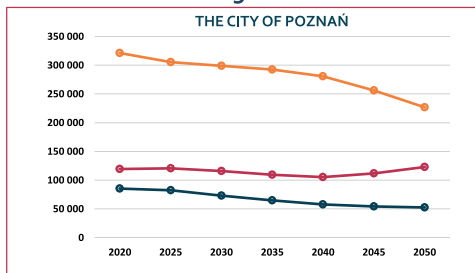
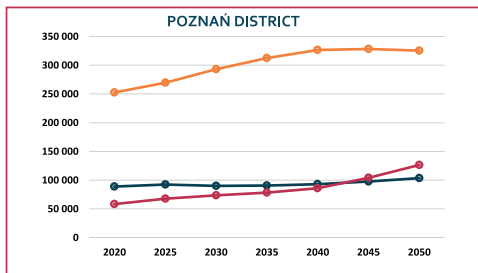


POZNAŃ DISTRICT



THE CITY OF POZNAŃ

PROJECTED POPULATION BY ECONOMIC AGE GROUPS 2020-2050*



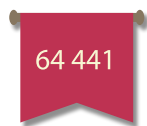
● PRE-WORKING AGE ● POST-WORKING AGE ● WORKING-AGE

ECONOMY



NUMBER OF NATIONAL ECONOMY ENTITIES

as of 30th September 2019



POZNAŃ DISTRICT



THE CITY OF POZNAŃ

National economy entities - a legal person, an organizational entity without legal personality and a natural person conducting economic activity. In a the Official Register of Units of the National Economy (REGON) the term entity of the national economy is identical to the term legal entity. Published data do not contain natural persons conducting agricultural enterprises.

National economy entities create jobs and contribute to the development and flexibility growth of the local labour market.

NEW-REGISTERED NATIONAL ECONOMY ENTITIES

as 30th September 2019



POZNAŃ DISTRICT



THE CITY OF POZNAŃ



PUBLIC SECTOR IN TOTAL



PRIVATE SECTOR IN TOTAL

UNREGISTERED NATIONAL ECONOMY ENTITIES

as of 30th September 2019



POZNAŃ DISTRICT



THE CITY OF POZNAŃ



PUBLIC SECTOR IN TOTAL



PRIVATE SECTOR IN TOTAL

COMMUNES' BUDGET EXPENDITURES PER CAPITA

as of 31st DECEMBER 2018


Budget expenditures per one dweller in PLN.

The higher the indices the more funds are spend per one person.



NUMBER OF EMPLOYERS PER 100 PERSONS OF WORKING AGE

as of at the end of 2017



POZNAŃ DISTRICT



THE CITY OF POZNAŃ

LABOUR MARKET



TOTAL REGISTERED UNEMPLOYMENT RATE

as of 30th September 2019

Ratio of registered unemployed persons to the number of the active civilian population (i.e. the sum of employed and unemployed).

1,1%

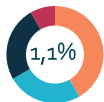
POZNAŃ DISTRICT

1,1%

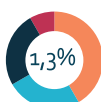
THE CITY OF POZNAŃ

SHARE OF THE REGISTERED UNEMPLOYED PERSONS IN THE POPULATION IN THE WORKING AGE

as of 31st December 2018



POZNAŃ DISTRICT



THE CITY OF POZNAŃ

TOTAL ACTIVITY RATE

as of 30th December 2018

percentage share of the economically active population of a given category in the whole population of a given category.

58,8%

GREATER POLAND VOIVODOSHIP

REGISTERED UNEMPLOYED PERSONS BY COMMUNES

as of 30th September 2019

BUK	98
CZERWONAK	151
DOPIEWO	125
KLESZCZEWO	40
KOMORNIKI	169
KOSTRZYN	137
KÓRNIK	118
LUBOŃ	176
MOSINA	191
MUROWANA GOŚLIŃA	103
POBIEDZISKA	107
PUSZCZYKOWO	62
ROKIETNICA	80
STĘSZEW	113
SUCHY LAS	79
SWARZĘDZ	281
TARNOWO PODGÓRNE	174
POZNAŃ	3921
AGGLOMERATION	6125

REGISTERED UNEMPLOYED PERSONS BY SEX

as of 30th September 2019



62,75%



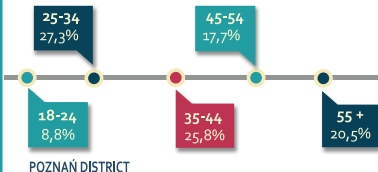
55,6%

POZNAŃ DISTRICT

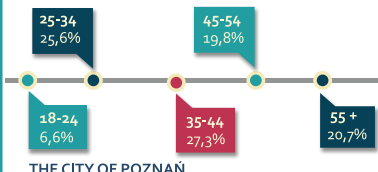
THE CITY OF POZNAŃ

REGISTERED UNEMPLOYED PERSONS BY AGE

as of 2019 3rd quarter



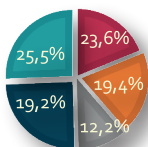
POZNAŃ DISTRICT



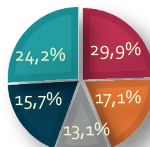
THE CITY OF POZNAŃ

UNEMPLOYED PERSONS BY EDUCATIONAL LEVEL

as of 3rd quarter 2019



POZNAŃ DISTRICT



THE CITY OF POZNAŃ

- LOWER-SECONDARY, PRIMARY AND INCOMPLETE PRIMARY
- BASIC VOCATIONAL EDUCATION
- POST SECONDARY OR TECHNICAL VOCATIONAL EDUCATION
- GENERAL BASIC EDUCATION
- HIGHER EDUCATION

ACTIVITY RATE IN WORKING AGE POPULATION

as of December 2018

percentage share of the economically active population of a given category in the whole population of a given category.

78,3%

GREATER POLAND VOIVODOSHIP

ACTIVITY RATE BY SEX

as of December 2018



50,2%



68,0%

GREATER POLAND VOIVODOSHIP

ACTIVITY RATE IN WORKING AGE POPULATION BY SEX

as of December 2018



72,9%



83,2%

GREATER POLAND VOIVODOSHIP

OUTFLOW TO EMPLOYMENT

as of September 2019

342

POZNAŃ DISTRICT

547

THE CITY OF POZNAŃ

EDUCATION



NUMBER OF POST-SECONDARY SCHOOLS

as of 30th September 2019



POZNAŃ DISTRICT



THE CITY OF POZNAŃ



BASIC VOCATIONAL SCHOOL



UPPER-SECONDARY VOCATIONAL SCHOOL



GENERAL SECONDARY SCHOOL

PUPILS ENROLLED IN POST-SECONDARY EDUCATION

as of 30th September 2019



857



1658



1292



2118



10687



15120

POZNAŃ DISTRICT

THE CITY OF POZNAŃ



BASIC VOCATIONAL SCHOOL



UPPER-SECONDARY VOCATIONAL SCHOOL



GENERAL SECONDARY SCHOOL

THE MOST POPULAR PROFESSIONS CHOSEN BY PUPILS IN UPPER-SECONDARY VOCATIONAL SCHOOLS

as of 30th September 2019



1 COMPUTER TECHNICIAN



2 LOGISTICS TECHNICIAN



3 HOTEL INDUSTRY TECHNICIAN



4 MECHATRONIC TECHNICIAN



5 CATERING TECHNOLOGY TECHNICIAN

POZNAŃ DISTRICT



1 COMPUTER TECHNICIAN



2 CATERING TECHNOLOGY TECHNICIAN



3 CAR MECHANIC TECHNICIAN



4 LOGISTICS TECHNICIAN



5 PHOTOGRAPHY AND MULTIMEDIA TECHNICIAN

THE CITY OF POZNAŃ

THE MOST POPULAR PROFESSIONS CHOSEN BY PUPILS IN BASIC VOCATIONAL SCHOOLS

as of 30th September 2019



1 CAR MECHANIC



2 COOK



3 AUTOMOTIVE ELECTRONICS



4 SALESMAN



5 MECHATRONIC

POZNAŃ DISTRICT



1 HAIRDRESSER



2 COOK



3 CAR MECHANIC



4 CONFECTIONER



5 WAREHOUSE LOGISTICS

THE CITY OF POZNAŃ

Data sources:
Education in the Poznań District - District Office
Education in Poznań - Poznań City Hall

NUMBER OF UNIVERSITIES

according to The System of Information on Science and Higher Education POL-on, in the academic year of 2019/2020



8

PUBLIC



16

PRIVATE

STUDENTS STARTING EDUCATION AT THE CITY OF POZNAŃ

at public universities in the academic year of 2019/2020 (full-time first grades and full-time Master courses)



8290

ADAMA MICKIEWICZ UNIVERSITY



3 698

UNIVERSITY OF TECHNOLOGY



1 643

UNIVERSITY OF ECONOMICS



1 565

UNIVERSITY OF LIFE SCIENCES



1 384

ACADEMY OF PHYSICAL EDUCATION



1 246

UNIVERSITY OF MEDICAL SCIENCES



240

UNIVERSITY OF ARTS



166

ACADEMY OF MUSIC

THE MOST POPULAR FACULTIES CHOSEN BY STUDENTS

in the academic year of 2019/2020



1 FACULTY OF MEDICINE
UNIVERSITY OF MEDICAL SCIENCE

3276



2 PSYCHOLOGY
ADAM MICKIEWICZ UNIVERSITY

1705



3 COMPUTER SCIENCE
UNIVERSITY OF TECHNOLOGY

1673



4 AUTOMATIC CONTROL AND ROBOTICS
UNIVERSITY OF TECHNOLOGY

1503



5 LAW
ADAM MICKIEWICZ UNIVERSITY

1445

CANDIDATES PER 1 PLACE

in the academic year of 2019/2020

Data source:
Public universities of the city of Poznań



1 NORWEGIAN PHILOLOGY
ADAM MICKIEWICZ UNIVERSITY

25,2



2 SWEDISH PHILOLOGY
ADAM MICKIEWICZ UNIVERSITY

18,3



3 DENTISTRY
UNIVERSITY OF MEDICAL SCIENCE

17,2



4 MECHATRONICS
UNIVERSITY OF TECHNOLOGY

16,9



5 FORENSICS ANALYSIS
UNIVERSITY OF MEDICAL SCIENCE

16,2

Grafika: www.freepik.com

LABOUR MARKET AND ECONOMY OBSERVATORY OF POZNAN AGGLOMERATION

LABOUR MARKET AND ECONOMY OBSERVATORY OF POZNAN AGGLOMERATION HAS RUN SINCE 2013.

THE MAIN TASKS CONDUCTED BY THE OBSERVATORY ARE:

1. LOCAL ENTREPRENEURS' STAFF DEMAND RESEARCH.
2. SECONDARY AND POST-SECONDARY PUPILS' EDUCATIONAL AND CAREER PLANS RESEARCH.
2. MONITORING AND FORECASTING LOCAL LABOUR MARKET.
3. GATHERING, PROCESSING AND PUBLISHING RELIABLE INFORMATION REGARDING LOCAL LABOUR MARKET TRENDS, ENTREPRENEURS' STAFF DEMAND, EDUCATIONAL OFFER.
4. OPTIMIZE COOPERATION BETWEEN PERSONS IMPLEMENTING EDUCATIONAL POLICY (INCLUDING SCHOOL DIRECTORS) AND BUSINESS ENVIRONMENT IN THE POZNAN AGGLOMERATION.

OBSERVED AND ANALYZED FIELDS:

DEMOGRAPHY



ECONOMY



LABOUR MARKET



EDUCATION



* INFOGRAPHICS IN THIS BROCHURE ARE BASED ON THE MOST ACTUAL DATA.

**CAREER COUNSELLING CENTRE FOR YOUTH
LABOUR MARKET AND ECONOMY OBSERVATORY OF POZNAN AGGLOMERATION
ADDRESS: UL. DZIALYNSKICH 4/5, 61-727 POZNAN
PHONE: +48 61855-76-04
GSM: +48 514 836 215
E-MAIL: OBSERWATORIUM@CDZDM.PL**