

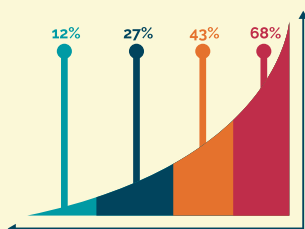
POZNAN AGGLOMERATION IN NUMBERS - 2023

PART 1



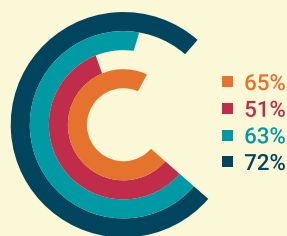

DEMOGRAPHY

PART 2



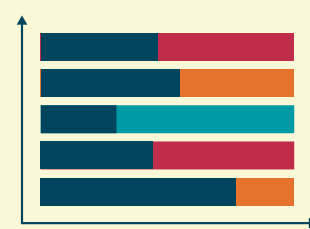
ECONOMY

PART 3



LABOUR MARKET


PART 4



EDUCATION
and
FOREIGNERS IN
EDUCATION

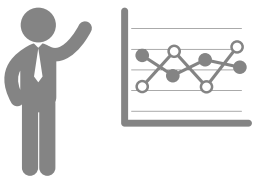
CONTENTS

PART 1



DEMOGRAPHY - TOTAL POPULATION, POPULATION BY SEX, NET MIGRATION RATE, AGEING RATIO, POPULATION BY ECONOMIC AGE GROUPS, PROJECTED AGEING RATIO, POPULATION GROWTH RATE, PROJECTED POPULATION BY ECONOMIC AGE GROUPS 2025-2060.

PART 2



ECONOMY - NUMBER OF NATIONAL ECONOMY ENTITIES, NEW-REGISTERED NATIONAL ECONOMY ENTITIES, UNREGISTERED NATIONAL ECONOMY ENTITIES, COMMUNES' BUDGET EXPENDITURES PER CAPITA, NUMBER OF EMPLOYERS PER 100 PERSONS OF WORKING-AGE.

PART 3



LABOUR MARKET - TOTAL REGISTERED UNEMPLOYMENT RATE, REGISTERED UNEMPLOYED PERSONS, SHARE OF REGISTERED UNEMPLOYED PERSONS IN THE POPULATION IN THE WORKING AGE, REGISTERED UNEMPLOYED PERSONS BY SEX, REGISTERED UNEMPLOYED PERSONS BY AGE, TOTAL ACTIVITY RATE, ACTIVITY RATE BY WORKING-AGE POPULATION, ACTIVITY RATE BY SEX, ACTIVITY RATE BY WORKING-AGE AND SEX, OUTFLOW INTO EMPLOYMENT, UNEMPLOYED PERSONS BY EDUCATIONAL ATTAINMENT LEVEL

PART 4



EDUCATION - NUMBER OF POST-SECONDARY SCHOOLS, PUPILS ENROLLED IN POST-SECONDARY EDUCATION, THE MOST POPULAR PROFESSIONS CHOSEN BY PUPILS IN UPPER-SECONDARY VOCATIONAL SCHOOL, THE MOST POPULAR PROFESSIONS CHOSEN BY PUPILS IN BASIC VOCATIONAL SCHOOLS, NUMBER OF UNIVERSITIES, NUMBER OF STUDENTS, THE MOST POPULAR FACULTIES CHOSEN BY STUDENTS BY THE NUMBER OF CANDIDATES PER ONE PLACE.

NUMBER OF FOREIGN STUDENTS IN SECONDARY SCHOOLS, ORIGIN OF FOREIGN STUDENTS IN SECONDARY SCHOOLS, THE MOST POPULAR PROFESSIONS AMONG FOREIGN STUDENTS IN UPPER-SECONDARY VOCATIONAL SCHOOLS, THE MOST POPULAR PROFESSIONS AMONG FOREIGN STUDENTS IN BASIC VOCATIONAL SCHOOLS, NUMBER OF FOREIGN STUDENTS STARTING EDUCATION AT POZNAŃ UNIVERSITIES, THE MOST POPULAR FIELDS OF STUDY AMONG FOREIGNERS STARTING EDUCATION AT POZNAŃ UNIVERSITIES, ORIGIN OF FOREIGN STUDENTS STARTING EDUCATION AT POZNAŃ UNIVERSITIES.

DEMOGRAPHY



TOTAL POPULATION*

as of 31st December 2022

442 680

POZNAŃ DISTRICT

541 316

THE CITY OF POZNAŃ

NET MIGRATION RATE*

as of 31st December 2022

the difference of immigrants and emigrants of an area in a period of time.

Positive values represent more people entering the region, while negative more people leaving the region.

4 997

POZNAŃ DISTRICT

-1 749

THE CITY OF POZNAŃ

AGEING RATIO*

as of 31st December 2022

the quotient of old-age persons and young people (0-14 years) of an area in a period of time.

The higher the ratio, the older the society, because there are more old-age persons per young people.

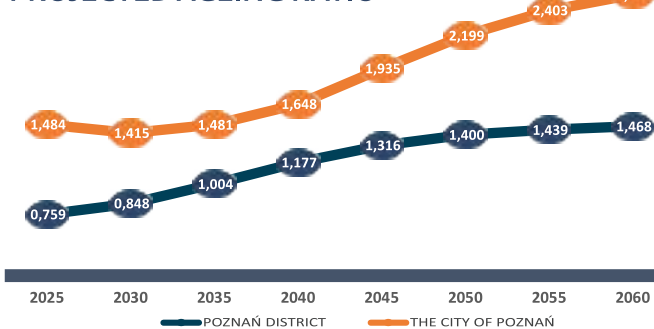
0,716

POZNAŃ DISTRICT

1,528

THE CITY OF POZNAŃ

PROJECTED AGEING RATIO*



POPULATION BY SEX*

as of 31st December 2022



227 109

POZNAŃ DISTRICT



288 854

THE CITY OF POZNAŃ



215 571



252 462

POPULATION BY ECONOMIC AGE GROUPS*

as of 31st December 2022



103 775

POZNAŃ DISTRICT



84 780

THE CITY OF POZNAŃ



264 652



326 978



74 253



129 558

● PRE-WORKING AGE

● WORKING AGE

● POST-WORKING AGE

POPULATION GROWTH RATIO*

as of 31st December 2022

the difference of births and deaths of an area in a period of time.

Positive values represent population is increasing, while negative population is decreasing.

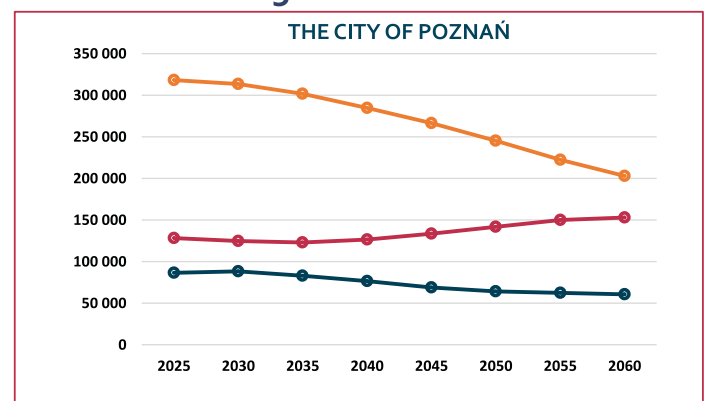
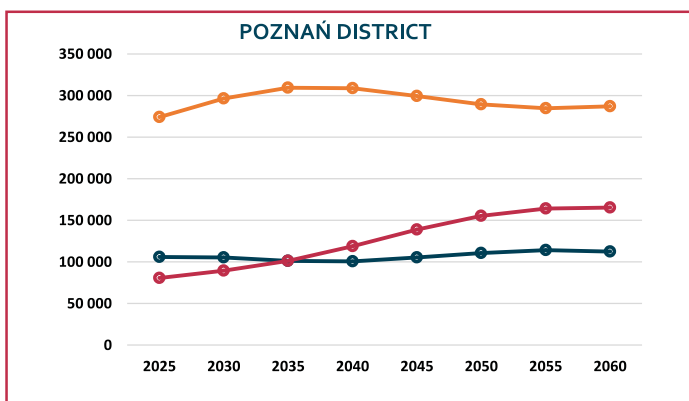
1 090

POZNAŃ DISTRICT

-1 409

THE CITY OF POZNAŃ

PROJECTED POPULATION BY ECONOMIC AGE GROUPS 2025-2060*



● PRE-WORKING AGE

● POST-WORKING AGE

● WORKING-AGE

ECONOMY



NUMBER OF NATIONAL ECONOMY ENTITIES

as of 30th September 2023

76 973

POZNAŃ DISTRICT

129 587

THE CITY OF POZNAŃ

National economy entities - a legal person, an organizational entity without legal personality and a natural person conducting economic activity. In a the Official Register of Units of the National Economy (REGON) the term entity of the national economy is identical to the term legal entity. Published data do not contain natural persons conducting agricultural enterprises.

National economy entities create jobs and contribute to the development and flexibility growth of the local labour market.

NEW-REGISTERED NATIONAL ECONOMY ENTITIES

as of 30th September 2023

0 463

POZNAŃ DISTRICT

0 800

THE CITY OF POZNAŃ



PUBLIC SECTOR IN TOTAL



PRIVATE SECTOR IN TOTAL

UNREGISTERED NATIONAL ECONOMY ENTITIES

as of 30th September 2023

0 190

POZNAŃ DISTRICT

0 398

THE CITY OF POZNAŃ



PUBLIC SECTOR IN TOTAL



PRIVATE SECTOR IN TOTAL

COMMUNES' BUDGET EXPENDITURES

PER CAPITA as of 31st december 2022

Budget expenditures per one dweller in PLN.

The higher the indices the more funds are spend per one person.

BUK 7 138,30

CZERWONAK 7 721,41

DOPIEWO 6 277,64

KLESZCZEWO 7 077,17

KOMORNIKI 6 978,57

KOSTRZYN 6 928,96

KÓRNIK 7 605,06

LUBOŃ 5 905,93

MOSINA 5 676,73

MUROWANA GOŚLINA 5 833,33

POBIEDZISKA 6 645,79

PUSZCZYKOWO 7 072,17

ROKIETNICA 5 724,14

STĘSZEW 5 961,84

SUCHY LAS 8 690,02

SWARZĘDZ 7 569,27

TARNOWO PODGÓRNE 10 014,83

POZNAŃ 9 754,72



NUMBER OF NATURAL PERSONS CONDUCTING ECONOMIC ACTIVITY PER 100 PERSONS OF WORKING AGE

as of at the end of 2022

21,8

POZNAŃ DISTRICT

23,6

THE CITY OF POZNAŃ

LABOUR MARKET



TOTAL REGISTERED UNEMPLOYMENT RATE

as of 30th September 2023

Ratio of registered unemployed persons to the number of the active civilian population (i.e. the sum of employed and unemployed).

1,0%

POZNAŃ DISTRICT

1,1%

THE CITY OF POZNAŃ

REGISTERED UNEMPLOYED PERSONS BY COMMUNES

as of 30th September 2023

BUK 89

CZERWONAK 151

DOPIEWO 137

KLESZCZEWO 41

KOMORNIKI 159

KOSTRZYN 128

KÓRNIK 163

LUBOŃ 181

MOSINA 204

MUROWANA GOŚLINA 98

POBIEDZISKA 105

PUSZCZYKOWO 64

ROKIETNICA 117

STĘSZEWO 84

SUCHY LAS 108

SWARZĘDZ 258

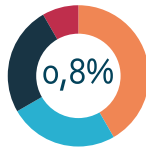
TARNOWO PODGÓRNE 114

POZNAŃ 3 718

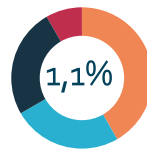
AGGLOMERATION 5 919

SHARE OF THE REGISTERED UNEMPLOYED PERSONS IN THE POPULATION IN THE WORKING AGE

as of 31st December 2022



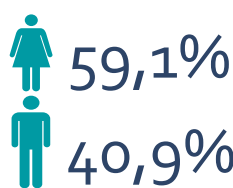
POZNAŃ DISTRICT



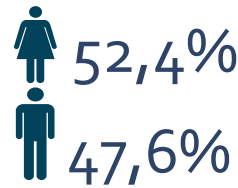
THE CITY OF POZNAŃ

REGISTERED UNEMPLOYED PERSONS BY SEX

as of 30th September 2023



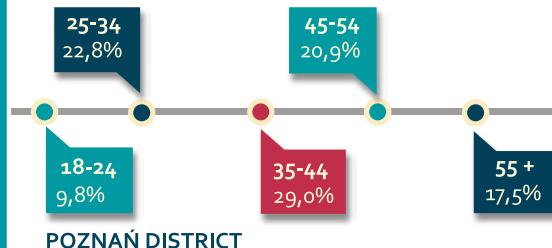
POZNAŃ DISTRICT



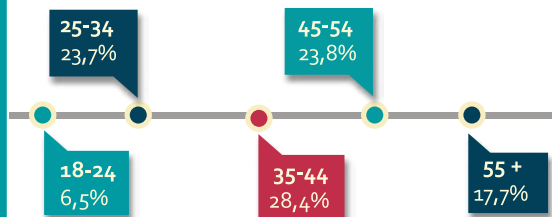
THE CITY OF POZNAŃ

REGISTERED UNEMPLOYED PERSONS BY AGE

as of 3rd quarter 2023



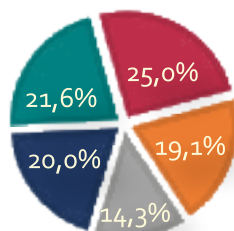
POZNAŃ DISTRICT



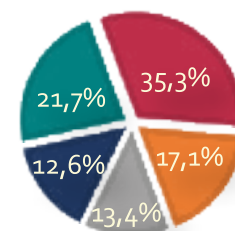
THE CITY OF POZNAŃ

UNEMPLOYED PERSONS BY EDUCATIONAL LEVEL

as of 3rd quarter 2023



POZNAŃ DISTRICT



THE CITY OF POZNAŃ

- LOWER-SECONDARY, PRIMERY AND INCOMPLETE PRIMARY
- PRIMARY VOCATIONAL EDUCATION
- POST SECONDARY OR TECHNICAL VOCATIONAL EDUCATION
- GENERAL BASIC EDUCATION
- HIGHER EDUCATION

TOTAL ACTIVITY RATE

as of 30th December 2022

percentage share of the economically active population of a given category in the whole population of a given category.

60,3%

GREATER POLAND VOIVODOSHIP

ACTIVITY RATE IN WORKING AGE POPULATION

as of December 2022

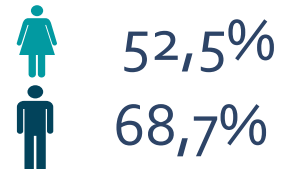
percentage share of the economically active population of a given category in the whole population of a given category.

81,9%

GREATER POLAND VOIVODOSHIP

ACTIVITY RATE BY SEX

as of December 2022



GREATER POLAND VOIVODOSHIP

ACTIVITY RATE IN WORKING AGE POPULATION BY SEX

as of December 2022



GREATER POLAND VOIVODOSHIP

OUTFLOW TO EMPLOYMENT

as of September 2023

275

POZNAŃ DISTRICT

449

THE CITY OF POZNAŃ

EDUCATION



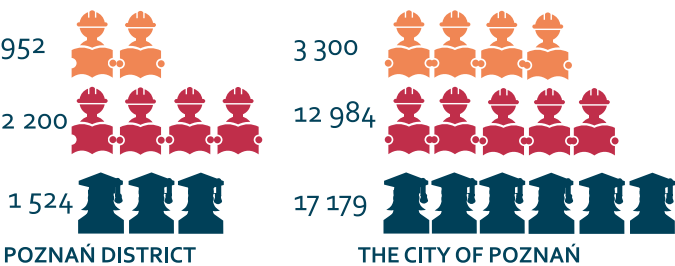
NUMBER OF POST-SECONDARY SCHOOLS

as of 30th September 2023



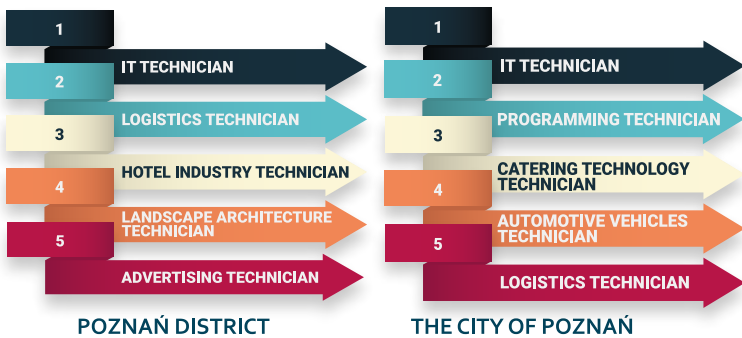
PUPILS ENROLLED IN POST-SECONDARY EDUCATION

as of 30th September 2023



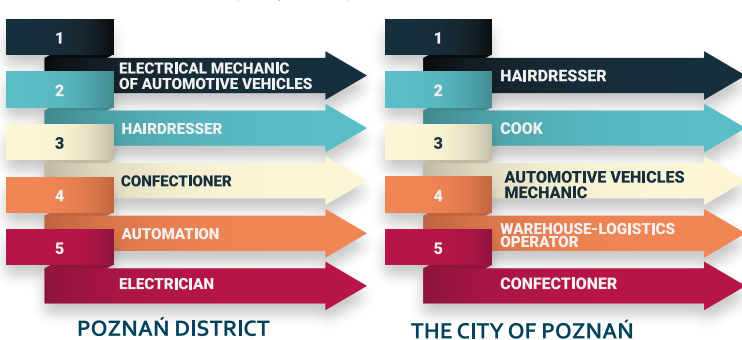
THE MOST POPULAR PROFESSIONS CHOSEN BY PUPILS IN UPPER-SECONDARY VOCATIONAL SCHOOLS

as of 30th September 2023



THE MOST POPULAR PROFESSIONS CHOSEN BY PUPILS IN UPPER-SECONDARY VOCATIONAL SCHOOLS

as of 30th September 2023



Data sources:
Departments of Education of the Poznan City Hall and Poznan District

NUMBER OF UNIVERSITIES

according to The System of Information on Science and Higher Education POL-on, in the academic year of 2023/2024



STUDENTS STARTING EDUCATION AT THE CITY OF POZNAŃ

at public universities in the academic year of 2023/2024 (full-time first grades and full-time Master courses)



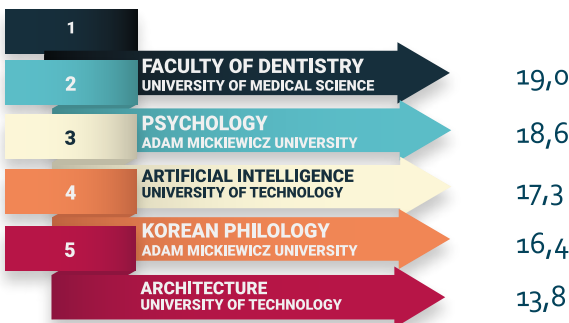
THE MOST POPULAR FACULTIES CHOSEN BY STUDENTS

in the academic year of 2023/2024



CANDIDATES PER 1 PLACE

in the academic year of 2023/2024



Data source: Public universities of the city of Poznań


Data source:
Public universities of the city of Poznań

Grafika: www.freepik.com

FOREIGNERS IN EDUCATION


NUMBER OF FOREIGN STUDENTS IN SECONDARY SCHOOLS

as of 30th September 2023



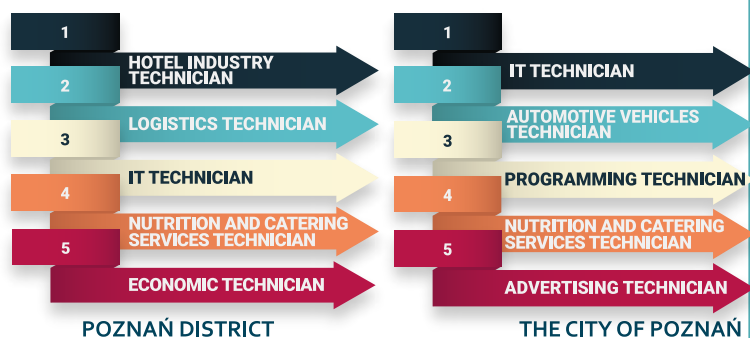
ORIGIN OF FOREIGN STUDENTS IN SECONDARY SCHOOLS

as of 30th September 2023



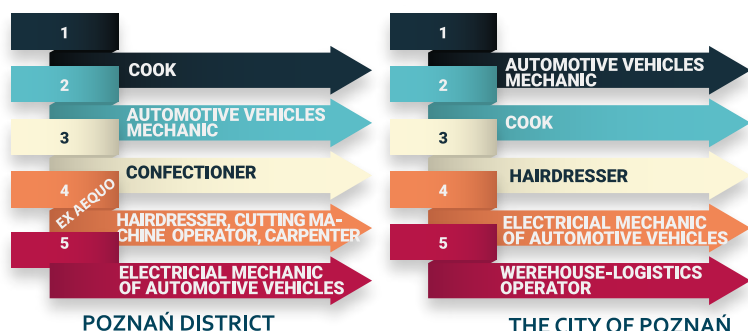
THE MOST POPULAR PROFESSIONS AMONG FOREIGN STUDENTS IN UPPER-SECONDARY VOCATIONAL SCHOOLS

as of 30th September 2023




THE MOST POPULAR PROFESSIONS AMONG FOREIGN STUDENTS IN BASIC VOCATIONAL SCHOOLS

as of 30th September 2023



NUMBER OF FOREIGN STUDENTS STARTING EDUCATION AT POZNAŃ UNIVERSITIES

in the academic year of 2023/2024



THE MOST POPULAR FIELDS OF STUDY AMONG FOREIGNERS STARTING EDUCATION AT POZNAŃ UNIVERSITIES

in the academic year of 2023/2024



ORIGIN OF FOREIGN STUDENTS STARTING EDUCATION AT POZNAŃ UNIVERSITIES

in the academic year of 2023/2024



LABOUR MARKET AND ECONOMY OBSERVATORY OF POZNAN AGGLOMERATION

LABOUR MARKET AND ECONOMY OBSERVATORY OF POZNAN AGGLOMERATION HAS RUN SINCE 2013.

THE MAIN TASKS CONDUCTED BY THE OBSERVATORY ARE:

1. LOCAL ENTREPRENEURS' STAFF DEMAND RESEARCH.
2. SECONDARY AND POST-SECONDARY PUPILS' EDUCATIONAL AND CAREER PLANS RESEARCH.
2. MONITORING AND FORECASTING LOCAL LABOUR MARKET.
3. GATHERING, PROCESSING AND PUBLISHING RELIABLE INFORMATION REGARDING LOCAL LABOUR MARKET TRENDS, ENTREPRENEURS' STAFF DEMAND, EDUCATIONAL OFFER.
4. OPTIMIZE COOPERATION BETWEEN PERSONS IMPLEMENTING EDUCATIONAL POLICY (INCLUDING SCHOOL DIRECTORS) AND BUSINESS ENVIRONMENT IN THE POZNAN AGGLOMERATION.

OBSERVED AND ANALYZED FIELDS:



* INFOGRAPHICS IN THIS BROCHURE ARE BASED ON THE MOST ACTUAL DATA. UNLESS INDICATED OTHERWISE, THEIR SOURCE IS THE LOCAL DATA BANK - [HTTPS://BDL.STAT.GOV.PL](https://BDL.STAT.GOV.PL).

**CAREER COUNSELLING CENTRE FOR YOUTH
LABOUR MARKET AND ECONOMY OBSERVATORY OF POZNAN AGGLOMERATION
ADDRESS: UL. DZIALYNSKICH 4/5, 61-727 POZNAN
PHONE: +48 61855-76-04
GSM: +48 514 836 215
E-MAIL: OBSERWATORIUM@CDZDM.PL**