


POZNAN AGGLOMERATION IN NUMBERS - 2021

PART 1



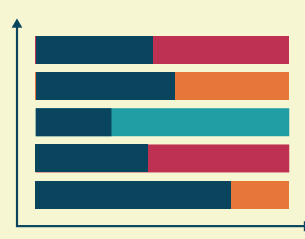
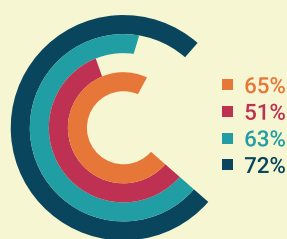
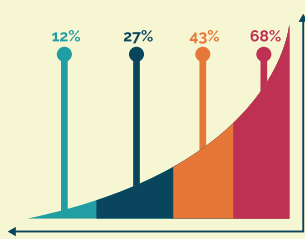
PART 2



PART 3



PART 4



DEMOGRAPHY

ECONOMY

LABOUR MARKET

EDUCATION

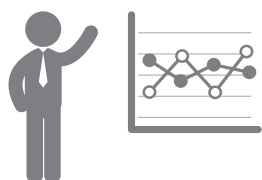
CONTENTS

PART 1



DEMOGRAPHY - TOTAL POPULATION, POPULATION BY SEX, NET MIGRATION RATE, AGEING RATIO, POPULATION BY ECONOMIC AGE GROUPS, PROJECTED AGEING RATIO, POPULATION GROWTH RATE, PROJECTED POPULATION BY ECONOMIC AGE GROUPS 2025-2050.

PART 2



ECONOMY - NUMBER OF NATIONAL ECONOMY ENTITIES, NEW-REGISTERED NATIONAL ECONOMY ENTITIES, UNREGISTERED NATIONAL ECONOMY ENTITIES, COMMUNES' BUDGET EXPENDITURES PER CAPITA, NUMBER OF EMPLOYERS PER 100 PERSONS OF WORKING-AGE.

PART 3



LABOUR MARKET - TOTAL REGISTERED UNEMPLOYMENT RATE, REGISTERED UNEMPLOYED PERSONS, SHARE OF REGISTERED UNEMPLOYED PERSONS IN THE POPULATION IN THE WORKING AGE, REGISTERED UNEMPLOYED PERSONS BY SEX, REGISTERED UNEMPLOYED PERSONS BY AGE, TOTAL ACTIVITY RATE, ACTIVITY RATE BY WORKING-AGE POPULATION, ACTIVITY RATE BY SEX, ACTIVITY RATE BY WORKING-AGE AND SEX, OUTFLOW INTO EMPLOYMENT, UNEMPLOYED PERSONS BY EDUCATIONAL ATTAINMENT LEVEL

PART 4



EDUCATION - NUMBER OF POST-SECONDARY SCHOOLS, PUPILS ENROLLED IN POST-SECONDARY EDUCATION, THE MOST POPULAR PROFESSIONS CHOSEN BY PUPILS IN UPPER-SECONDARY VOCATIONAL SCHOOL, THE MOST POPULAR PROFESSIONS CHOSEN BY PUPILS IN BASIC VOCATIONAL SCHOOLS, NUMBER OF UNIVERSITIES, NUMBER OF STUDENTS, THE MOST POPULAR FACULTIES CHOSEN BY STUDENTS BY THE NUMBER OF CANDIDATES PER ONE PLACE.

DEMOGRAPHY



TOTAL POPULATION*

as of 31st December 2020

406 590

POZNAŃ DISTRICT

532 048

THE CITY OF POZNAŃ

NET MIGRATION RATE*

as of 31st December 2020

the difference of immigrants and emigrants of an area in a period of time.

Positive values represent more people entering the region, while negative more people leaving the region.

5 854

POZNAŃ DISTRICT

-1 894

THE CITY OF POZNAŃ

AGEING RATIO*

as of 31st December 2020

the quotient of old-age persons and young people (0-14 years) of an area in a period of time.

The higher the ratio, the older the society, because there are more old-age persons per young people.

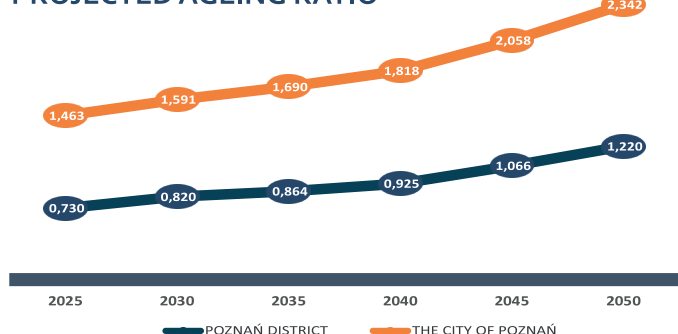
0,716

POZNAŃ DISTRICT

1,459

THE CITY OF POZNAŃ

PROJECTED AGEING RATIO*



POPULATION BY SEX*

as of 31st December 2020



208 731

POZNAŃ DISTRICT



283 645

THE CITY OF POZNAŃ



197 859



248 403

POPULATION BY ECONOMIC AGE GROUPS*

as of 31st December 2020



94 256

POZNAŃ DISTRICT



91 892

THE CITY OF POZNAŃ



244 857



306 055



67 477



134 101

● PRE-WORKING AGE

● WORKING AGE

● POST-WORKING AGE

POPULATION GROWTH RATIO*

as of 31st December 2020

the difference of births and deaths of an area in a period of time.

Positive values represent population is increasing, while negative population is decreasing.

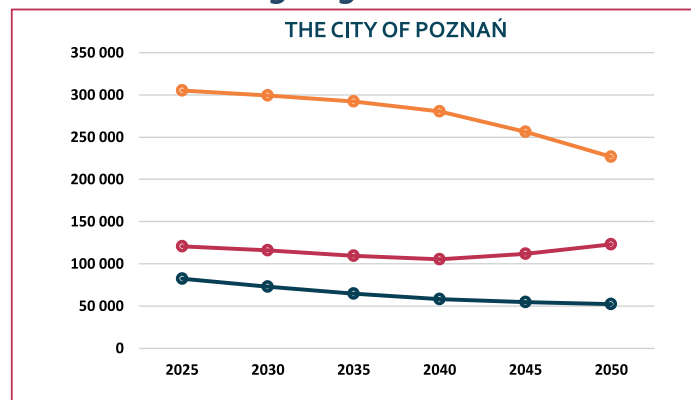
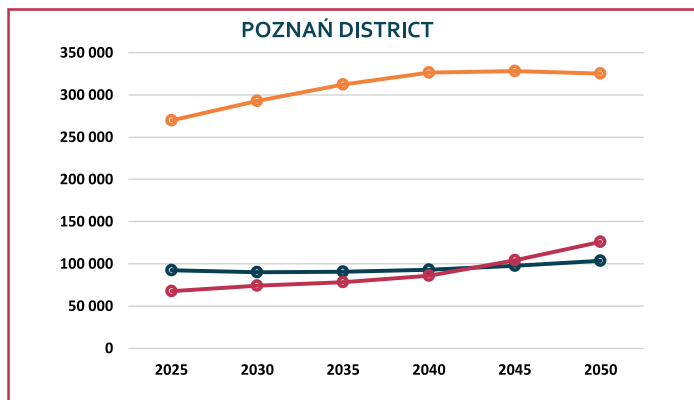
1 601

POZNAŃ DISTRICT

-793

THE CITY OF POZNAŃ

PROJECTED POPULATION BY ECONOMIC AGE GROUPS 2025-2050*



*

● PRE-WORKING AGE

● POST-WORKING AGE

● WORKING AGE

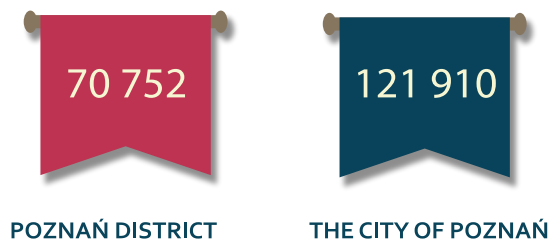
Grafika: www.freepik.com

ECONOMY



NUMBER OF NATIONAL ECONOMY ENTITIES

as of 30th September 2021

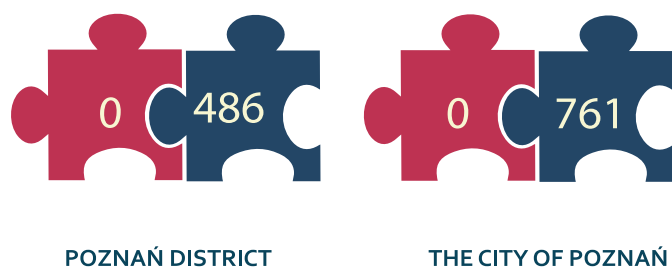


National economy entities - a legal person, an organizational entity without legal personality and a natural person conducting economic activity. In a the Official Register of Units of the National Economy (REGON) the term entity of the national economy is identical to the term legal entity. Published data do not contain natural persons conducting agricultural enterprises.

National economy entities create jobs and contribute to the development and flexibility growth of the local labour market.

NEW-REGISTERED NATIONAL ECONOMY ENTITIES

as of 30th September 2021




PUBLIC SECTOR IN TOTAL



PRIVATE SECTOR IN TOTAL

UNREGISTERED NATIONAL ECONOMY ENTITIES

as of 30th September 2021



PUBLIC SECTOR IN TOTAL



PRIVATE SECTOR IN TOTAL

COMMUNES' BUDGET EXPENDITURES PER CAPITA

as of 31st december 2020


Budget expenditures per one dweller in PLN.

The higher the indices the more funds are spend per one person.



NUMBER OF NATURAL PERSONS CONDUCTING ECONOMIC ACTIVITY PER 100 PERSONS OF WORKING AGE

as of at the end of 2020



LABOUR MARKET



TOTAL REGISTERED UNEMPLOYMENT RATE

as of 30th September 2021

Ratio of registered unemployed persons to the number of the active civilian population (i.e. the sum of employed and unemployed).

1,9%

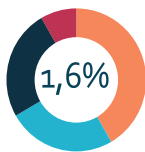
POZNAŃ DISTRICT

1,9%

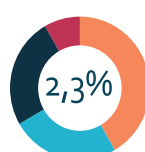
THE CITY OF POZNAŃ

SHARE OF THE REGISTERED UNEMPLOYED PERSONS IN THE POPULATION IN THE WORKING AGE

as of 31st December 2021



POZNAŃ DISTRICT



THE CITY OF POZNAŃ

TOTAL ACTIVITY RATE

as of 30th December 2020

percentage share of the economically active population of a given category in the whole population of a given category.

57,6%

GREATER POLAND VOIVODOSHIP

REGISTERED UNEMPLOYED PERSONS BY COMMUNES

as of 30th September 2021

BUK 126

CZERWONAK 266

DOPIEWO 194

KLESZCZEWO 80

KOMORNIKI 233

KOSTRZYN 209

KÓRNIK 286

LUBOŃ 371

MOSINA 344

MUROWANA GOŚLINA 186

POBIEDZISKA 203

PUSZCZYKOWO 109

ROKIETNICA 180

STĘSZEWO 163

SUCHY LAS 156

SWARZĘDZ 483

TARNOWO PODGÓRNE 242

POZNAŃ 6 660

AGGLOMERATION 10 491

REGISTERED UNEMPLOYED PERSONS BY SEX

as of 30th September 2021



58,7%

41,3%

POZNAŃ DISTRICT



52,4%

47,6%

THE CITY OF POZNAŃ

REGISTERED UNEMPLOYED PERSONS BY AGE

as of 3rd quarter 2021

25-34
27,1%

45-54
19,6%

18-24
8,6%

35-44
28,8%

55+
15,8%

POZNAŃ DISTRICT

25-34
24,0%

45-54
21,6%

18-24
5,9%

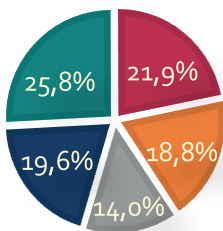
35-44
30,0%

55+
18,4%

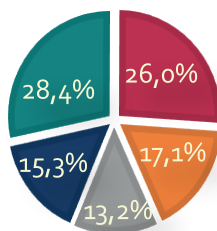
THE CITY OF POZNAŃ

UNEMPLOYED PERSONS BY EDUCATIONAL LEVEL

as of 3rd quarter 2021



POZNAŃ DISTRICT



THE CITY OF POZNAŃ

- LOWER-SECONDARY, PRIMERY AND INCOMPLETE PRIMARY
- BASIC VOCATIONAL EDUCATION
- POST SECONDARY OR TECHNICAL VOCATIONAL EDUCATION
- GENERAL BASIC EDUCATION
- HIGHER EDUCATION

ACTIVITY RATE IN WORKING AGE POPULATION

as of December 2020

percentage share of the economically active population of a given category in the whole population of a given category.

78,5%

GREATER POLAND VOIVODOSHIP

ACTIVITY RATE BY SEX

as of December 2020



47,8%



68,2%

GREATER POLAND VOIVODOSHIP

ACTIVITY RATE IN WORKING AGE POPULATION BY SEX

as of December 2020



71,2%



85,0%

GREATER POLAND VOIVODOSHIP

OUTFLOW TO EMPLOYMENT

as of September 2021

395

POZNAŃ DISTRICT

629

THE CITY OF POZNAŃ

EDUCATION




NUMBER OF POST-SECONDARY SCHOOLS

as of 30th September 2021



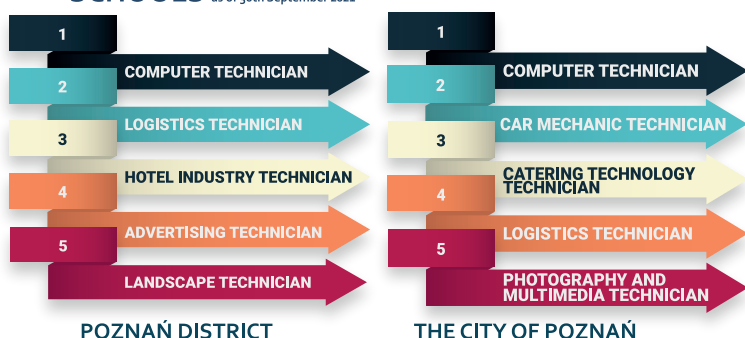
PUPILS ENROLLED IN POST-SECONDARY EDUCATION

as of 30th September 2021



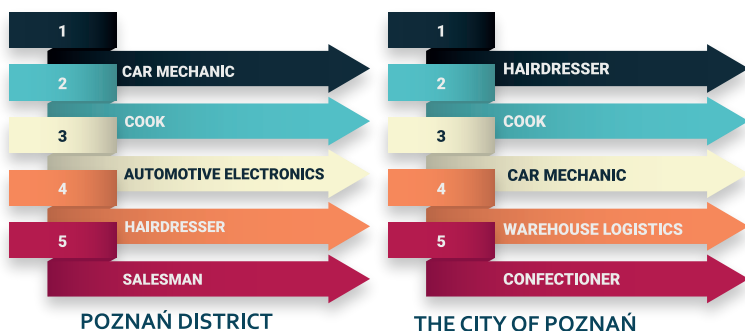
THE MOST POPULAR PROFESSIONS CHOSEN BY PUPILS IN UPPER-SECONDARY VOCATIONAL SCHOOLS

as of 30th September 2021



THE MOST POPULAR PROFESSIONS CHOSEN BY PUPILS IN UPPER-SECONDARY VOCATIONAL SCHOOLS

as of 30th September 2021



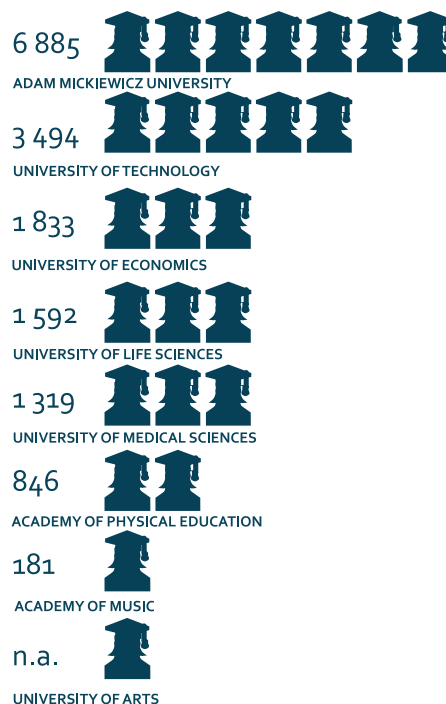
NUMBER OF UNIVERSITIES

according to The System of Information on Science and Higher Education POL-on, in the academic year of 2021/2022



STUDENTS STARTING EDUCATION AT THE CITY OF POZNAŃ

at public universities in the academic year of 2021/2022 (full-time first grades and full-time Master courses)



THE MOST POPULAR FACULTIES CHOSEN BY STUDENTS

in the academic year of 2021/2022



CANDIDATES PER 1 PLACE

in the academic year of 2020/2021

Data source:
Public universities of the city of Poznań



Grafika: www.freepik.com

LABOUR MARKET AND ECONOMY OBSERVATORY OF POZNAN AGGLOMERATION

LABOUR MARKET AND ECONOMY OBSERVATORY OF POZNAN AGGLOMERATION HAS RUN SINCE 2013.

THE MAIN TASKS CONDUCTED BY THE OBSERVATORY ARE:

1. LOCAL ENTREPRENEURS' STAFF DEMAND RESEARCH.
2. SECONDARY AND POST-SECONDARY PUPILS' EDUCATIONAL AND CAREER PLANS RESEARCH.
2. MONITORING AND FORECASTING LOCAL LABOUR MARKET.
3. GATHERING, PROCESSING AND PUBLISHING RELIABLE INFORMATION REGARDING LOCAL LABOUR MARKET TRENDS, ENTREPRENEURS' STAFF DEMAND, EDUCATIONAL OFFER.
4. OPTIMIZE COOPERATION BETWEEN PERSONS IMPLEMENTING EDUCATIONAL POLICY (INCLUDING SCHOOL DIRECTORS) AND BUSINESS ENVIRONMENT IN THE POZNAN AGGLOMERATION.

OBSERVED AND ANALYZED FIELDS:



* INFOGRAPHICS IN THIS BROCHURE ARE BASED ON THE MOST ACTUAL DATA.

**CAREER COUNSELLING CENTRE FOR YOUTH
LABOUR MARKET AND ECONOMY OBSERVATORY OF POZNAN AGGLOMERATION
ADDRESS: UL. DZIALYNSKICH 4/5, 61-727 POZNAN
PHONE: +48 61855-76-04
GSM: +48 514 836 215
E-MAIL: OBSERWATORIUM@CDZDM.PL**